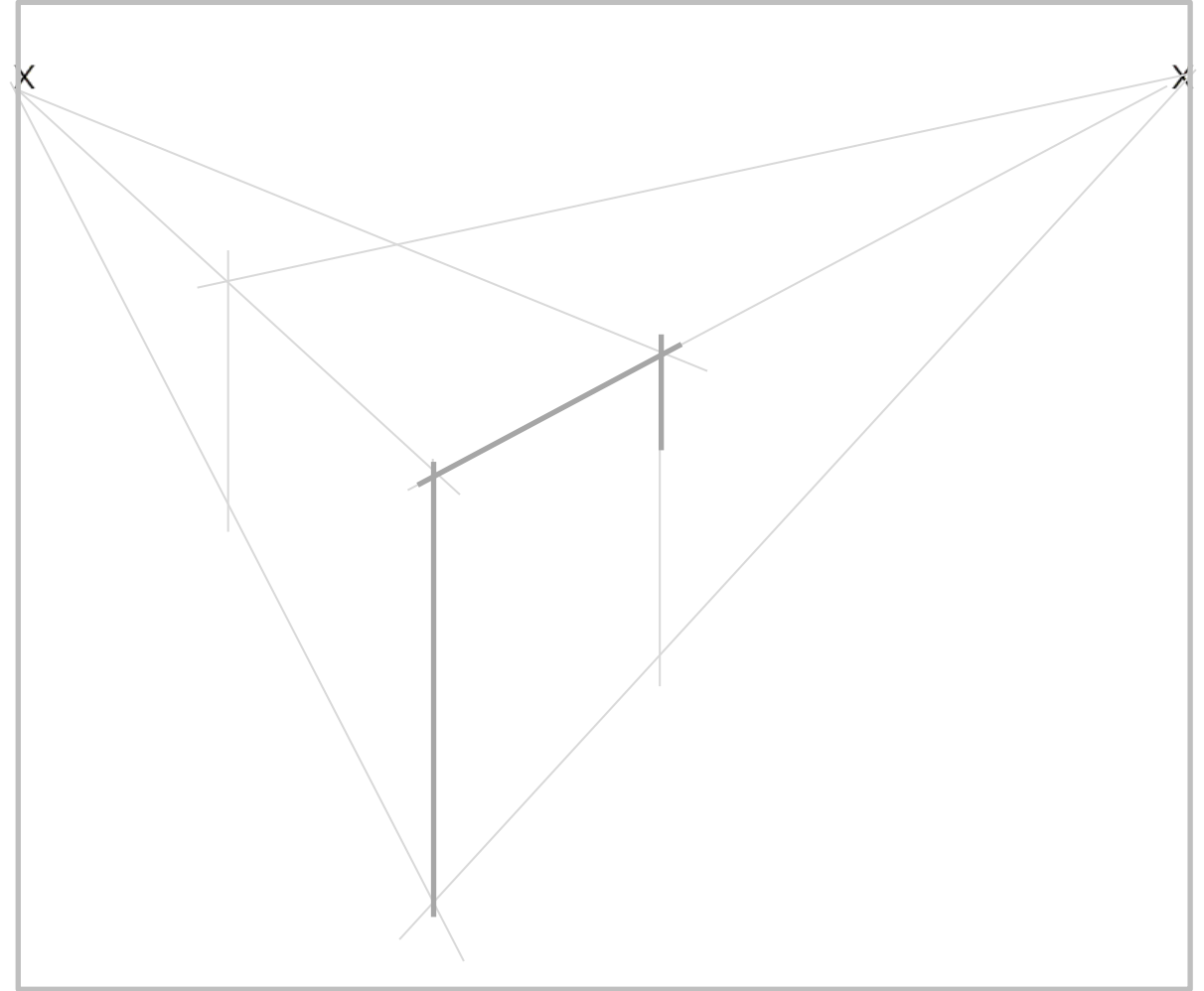

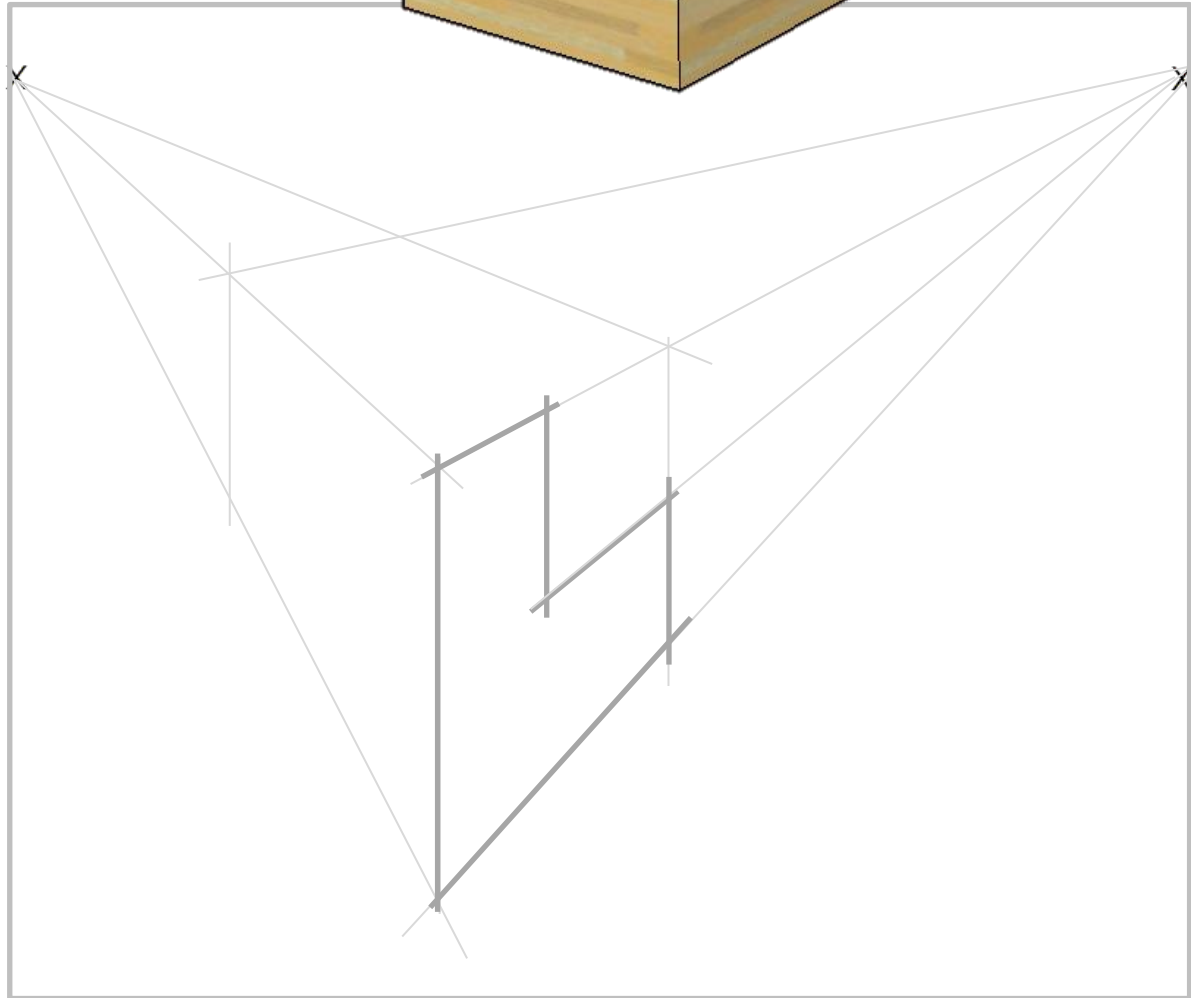
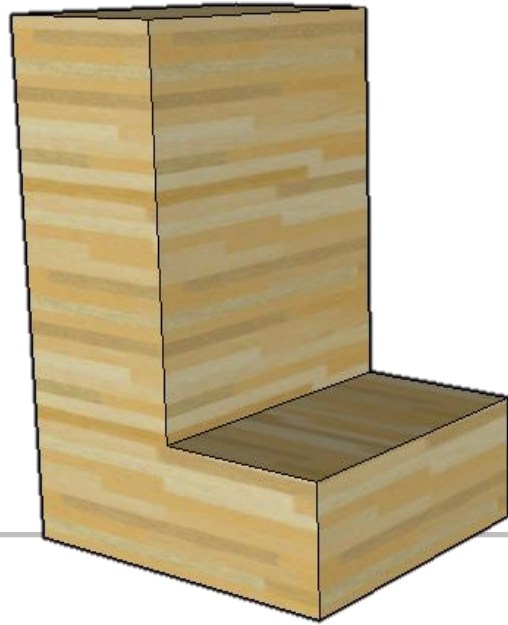



WEEK 7: Two Point Perspective Crating:

Task 7a: Draw the wooden blocks shown in two point perspective.



Lesson Objectives / (Nodau Dysgu)

- Pupils should be able to understand how to draw in two point perspective to complete a crating.
- Pupils should be able to use their understanding of two point perspective to draw more complex details independent of the tutorial.
- Pupils should be able to use their understanding of two point perspective to complete an independent drawing moving the vanishing point, adding their own details moving away from the tutorial.




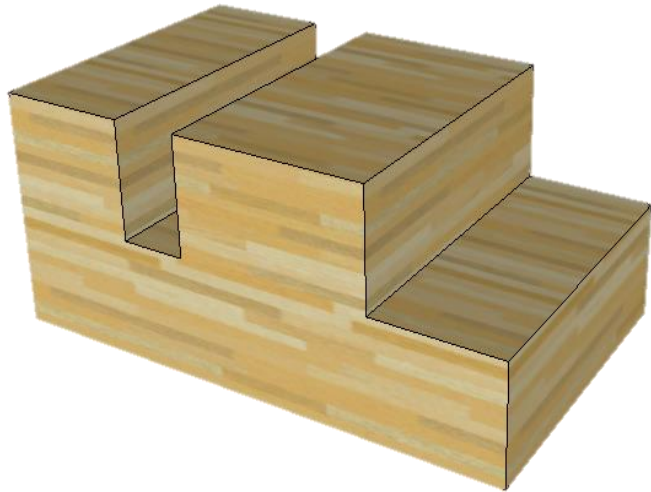


<http://www.designoutthebox.com/twoppointcratingyr8.html>




WEEK 7: Two Point Perspective Crating:

Task 7b: Draw the wooden blocks shown in two point perspective.



Lesson Objectives / (Nodau Dysgu)

- Pupils should be able to understand how to draw in two point perspective to complete a crating.
- Pupils should be able to use their understanding of two point perspective to draw more complex details independent of the tutorial.
- Pupils should be able to use their understanding of two point perspective to complete an independent drawing moving the vanishing point, adding their own details moving away from the tutorial.







<http://www.designoutthebox.com/twoppointcratingyr8.html>




WEEK 7: Two Point Perspective Crating:

Task 7c: Draw the wooden blocks shown in two point perspective.



Lesson Objectives / (Nodau Dysgu)

- Pupils should be able to understand how to draw in two point perspective to complete a crating.
- Pupils should be able to use their understanding of two point perspective to draw more complex details independent of the tutorial.
- Pupils should be able to use their understanding of two point perspective to complete an independent drawing moving the vanishing point, adding their own details moving away from the tutorial.







<http://www.designoutthebox.com/twoppointcratingyr8.html>




WEEK 7: Two Point Perspective Crating:

Task 7d: Draw the wooden blocks shown in two point perspective.



Lesson Objectives / (Nodau Dysgu)

- Pupils should be able to understand how to draw in two point perspective to complete a crating.
- Pupils should be able to use their understanding of two point perspective to draw more complex details independent of the tutorial.
- Pupils should be able to use their understanding of two point perspective to complete an independent drawing moving the vanishing point, adding their own details moving away from the tutorial.



<http://www.designoutthebox.com/twoppointcratingyr8.html>

